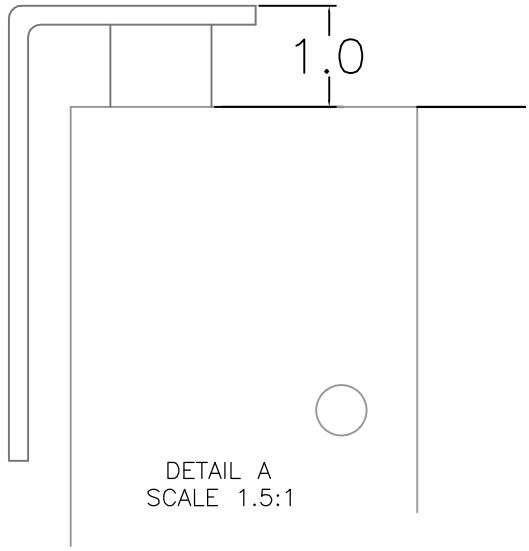
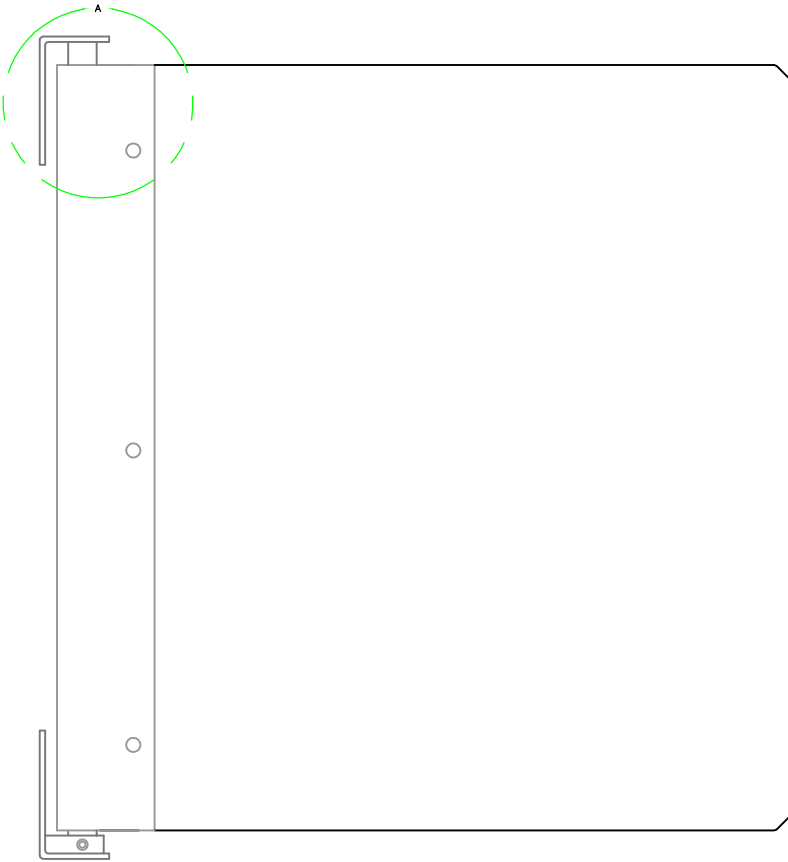


REV No.	DATE	CHANGE DETAIL	MD'ED BY	CK'D BY	OLD PART NO.	FILE PATH:	A	SHOWER SINGLE	REV.
---------	------	---------------	----------	---------	--------------	------------	---	---------------	------

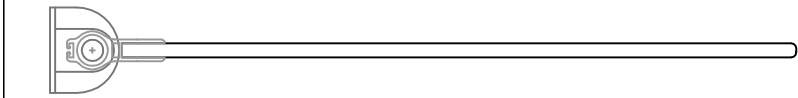


DETAIL A
SCALE 1.5:1

IMPORTANT: THE UPPER AND LOWER HINGE BRACKETS MUST BE PLUMB AND LEVEL FOR PROPER OPERATION:

- 1) INSTALL LOWER HINGE BRACKET AT THE DESIRED HEIGHT.
- 2) SET DOOR ON LOWER HINGE, AND POSITION THE TOP BRACKET, SEE DETAIL A, WITH THE TOP OF THE BRACKET 1" ABOVE THE TOP OF THE SPINE. MARK THE HOLE LOCATION, REMOVE DOOR PANEL AND SET ASIDE. PREP FOR THE MOUNTING HOLES IN ACCORDANCE WITH THE TYPE OF FASTENER BEING USED.
- 3) DROP INTO THE TOP OF THE SPINE, IN ORDER, TWO WASHERS, THE SPRING AND TWO MORE WASHERS. POSITION DOOR PANEL, ONCE AGAIN, ON THE LOWER HINGE. PLACE THE UPPER HINGE INTO THE SPINE. COMPRESS SPRING BY PUSHING DOWN ON UPPER HINGE BRACKET UNTIL THE MOUNTING HOLES ALIGN. INSTALL MOUNTING FASTENERS.
- 4) IF THE CLOSED POSITIONING NEEDS TO BE ADJUSTED, LOOSEN THE THREE SET SCREWS IN THE LOWER BRACKET. ROTATE THE DOOR PANEL TO THE CORRECT CLOSED POSITION. HOLDING THE DOOR PANEL IN PLACE, TIGHTEN ONE SET SCREW, IN THE SIDE OF THE BRACKET, THEN TIGHTEN THE SCREW ON THE OPPOSITE SIDE. REMOVE THE THIRD SCREW, DIRECTLY BELOW THE PANEL. USEING A $\frac{5}{16}$ " DRILL BIT, DRILL THROUGH THE SCREW HOLE AND ABOUT $\frac{1}{8}$ " DEEP INTO THE ALUMINUM CAM. INSERT THE SCREW BACK INTO THE BRACKET, AND TIGHTEN. GO BACK THROUGH ONE MORE SEQUENCE OF TIGHTENING THE THREE SCREWS.

THE THREE SCREWS MUST BE TIGHT, TO PREVENT FUTURE PROBLEMS



UNLESS OTHERWISE SPECIFIED				MATERIAL:		Chase Doors					
TOLERANCE MACHINED SURFACES				DOOR PANEL – HIGH DENSITY PE							
RADI	FRACTIONS	DECIMALS	ANGLES	FINISH: STAINLESS STEEL HINGES, ANODIZED ALUMINUM SPINE		NAME: SRP – XLP CAFE SINGLE DOOR					
	$\pm \frac{1}{64}$.XX $\pm .015$.XXX $\pm .005$	$\pm 1^\circ$	SUPERSEDES INTERCHANGEABLE		DR. BC		SCALE: NTS			
THIS DRAWING FURNISHED FOR ENGINEERING INFORMATION AND REFERENCE ONLY AND DOES NOT CONVEY ANY REPRODUCTION OR MANUFACTURING RIGHTS				SUPERSEDED BY WEIGHT		CK.		PART NO.			
				USED ON		INTERCHANGEABLE		DATE 7/10/08		A SHOWER SINGLE	
										REV.	