

# ELECTRIC BI-PARTING SLIDE DOOR with SINGLE SPEED OPERATOR

**TYPE & THICKNESS OF DOOR:**

COOLER                      FREEZER                      4" THICK                      6" THICK

**OPENING SIZE:**

FINISHED OPENING WIDTH (W.I.C.):  
FINISHED OPENING HEIGHT (H.I.C.):                      WALL THICKNESS:

**ENTER ROOM TEMPERATURES:**

TEMPERATURE WALL SIDE:                      F (PLEASE PROVIDE)  
TEMPERATURE TRACK SIDE:                      F (PLEASE PROVIDE)

**CLADDING - TRACK SIDE:**

EMBOSSSED WHITE GALVANIZED.	SMOOTH WHITE GALVANIZED
EMBOSSSED BLACK GALVANIZED	SMOOTH GALVALUME
EMBOSSSED GALVALUME	SMOOTH WHITE ALUMINUM
EMBOSSSED WHITE ALUMINUM	STAINLESS STEEL, #4 FINISH
EMBOSSSED MILL ALUMINUM	
CUSTOM	

**CLADDING - WALL SIDE:**

EMBOSSSED WHITE GALVANIZED.	SMOOTH WHITE GALVANIZED
EMBOSSSED BLACK GALVANIZED	SMOOTH GALVALUME
EMBOSSSED GALVALUME	SMOOTH WHITE ALUMINUM
EMBOSSSED WHITE ALUMINUM	STAINLESS STEEL, #4 FINISH
EMBOSSSED MILL ALUMINUM	
CUSTOM	

**VISION WINDOW:**

HEATED                      NON-HEATED                      14" x 14"                      14" x 24"

**KICK PLATE - TRACK SIDE:**

1/16" DIAMOND PLATE	1/8" DIAMOND PLATE	STAINLESS STEEL
12" TALL                      24" TALL	36" TALL                      48" TALL	Other:

**KICK PLATE - WALL SIDE:**

1/16" DIAMOND PLATE	1/8" DIAMOND PLATE	STAINLESS STEEL
12" TALL                      24" TALL	36" TALL                      48" TALL	Other:

**CASINGS AND HEADER:**

**TRACK SIDE:**

MOLDED PLASTIC POLYMER (MPP)(STD)                      METAL CLAD MPP

**MIRROR SIDE (OPTIONAL):**

MOLDED PLASTIC POLYMER (MPP)                      METAL CLAD MPP

**THRU WALL (OPTIONAL):**

MOLDED PLASTIC POLYMER (MPP)                      METAL CLAD MPP  
1" CAREFREE                      1.5" CAREFREE

**OPERATOR:**

SINGLE SPEED, NEMA 1, (18" PER SECOND)  
SINGLE SPEED, WATER TIGHT, OIL TIGHT (18" PER SECOND)

**VOLTAGE:**

115/1/60	230/1/60	208/3/60
230/3/60	460/3/60	575/3/60

**CONTROLS:**

STEP CONTROL (PULL TO OPEN, PULL TO CLOSE)  
TIMER TO CLOSE (PULL TO OPEN, TIME DELAY TO CLOSE)  
3-BUTTON CONTROL (OPEN, CLOSE, STOP)

**SAFETY DEVICES:**

SINGLE SAFETY BEAM  
DUAL SAFETY BEAMS  
PRESENCE SENSOR                      QTY:

**ACTUATION:**

PULL CORD ON BOTH SIDES  
NOTE: HEATED PULL CORD STANDARD FOR FREEZER DOORS.  
3-BUTTON STATION, NEMA 1                      QTY:  
3-BUTTON STATION, NEMA 4                      QTY:  
RADIO TRANSMITTER AND RECEIVER                      QTY:  
MOTION SENSOR                      QTY:  
BY OTHERS

**ADDITIONAL OPTIONS:**

OUT BOARD ROLLERS  
HASP LOCK WITH ELECTRICAL INTERLOCK, TRACK SIDE  
TRACK HOOD                      STAINLESS                      POWDER COATED  
ELEVATED COOLER/FREEZER FLOOR                      FLOOR THICKNESS:  
JAMB WALL CAPS, NO INSERTS                      JAMB WALL CAPS WITH INSERTS  
OUTER WIDTH:                      OUTER HEIGHT:                      INSET:

**APPLICATION (REQUIRED):**

1. IS THIS DOOR ON A BOX GREATER THAN 3000 SQ FEET?                      YES                      NO
2. IF NO, IS BOX LOCATED IN COLD STORAGE FACILITY/ATMOSPHERE WITH FLOOR AREA 3000 SQ FEET OR LARGER? (A/C IS NOT COLD STORAGE)                      YES                      NO
3. DOES THIS APPLICATION INVOLVE MEDICAL, SCIENTIFIC, OR RESEARCH FACILITIES?                      YES                      NO

**SPECIAL INSTRUCTIONS TO MANUFACTURER:**

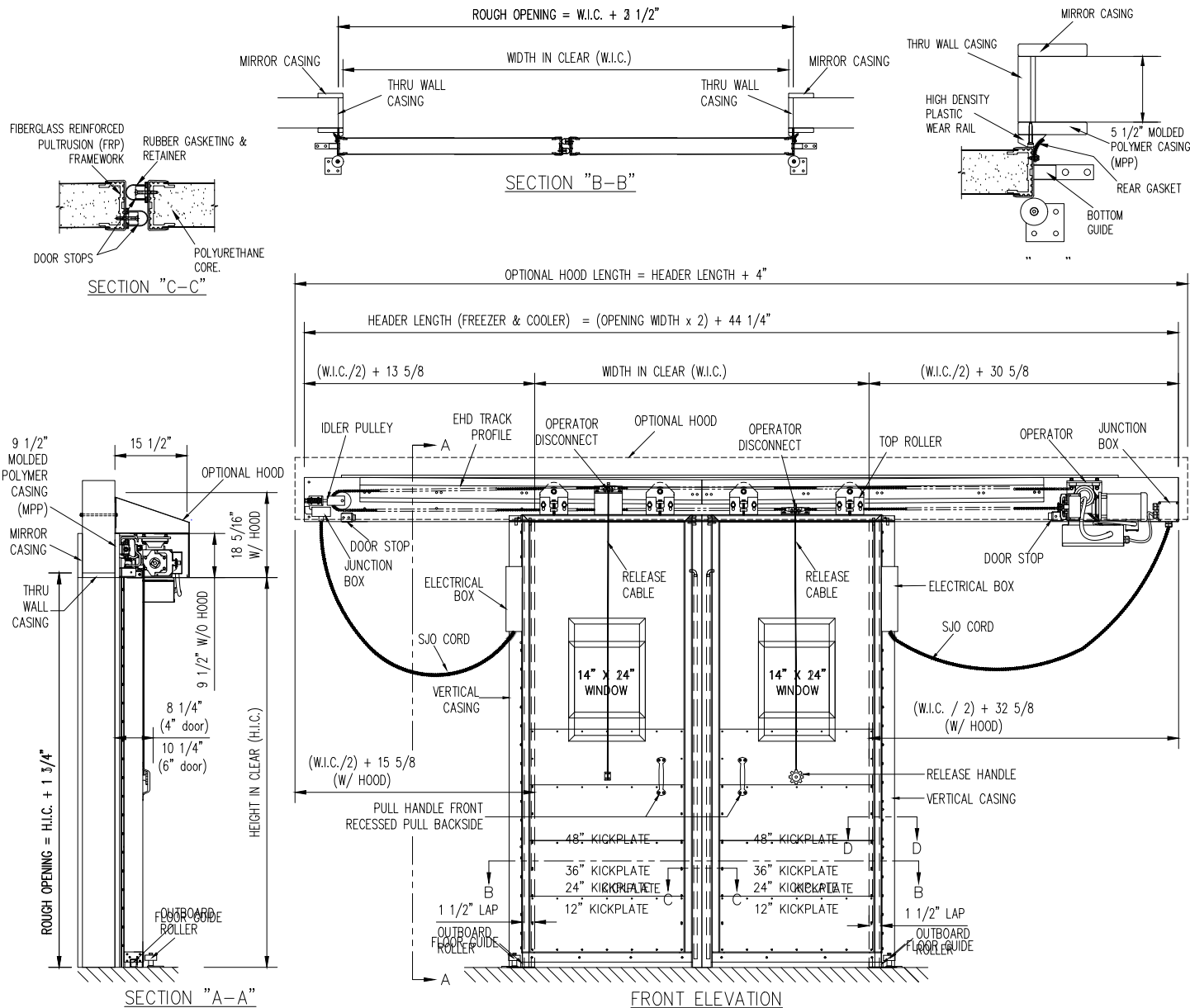




A SENNECA COMPANY

Tel: (800) 543-4455                      www.chasedoors.com                      FAX: (800) 978-6570

JOB		CUSTOMER NO:		NO. PRINTS	FOR	DATE	REVISED	
		CHASE ORDER NO:						
	SOLD TO		DRAWN BY:					
			SHEET	OF				

# ELECTRIC BI-PARTING SLIDE DOOR with SINGLE SPEED OPERATOR




  
 ③ CENTER PARTING  
 SLIDE PLAN



A SENNECA COMPANY

Tel: (800) 543-4455 www.chasedoors.com FAX: (800) 978-6570

JOB	CUSTOMER NO:		NO. PRINTS	FOR	DATE	REVISED
	CHASE ORDER NO:					
SOLD TO	DRAWN BY:					
	SHEET	OF				