

DURULITE RETAILER - Single Door Shop Drawing

Finished Opening Size (F.O.S.):

(W)

(H)

Panel Color:

Model #:

Quantity:

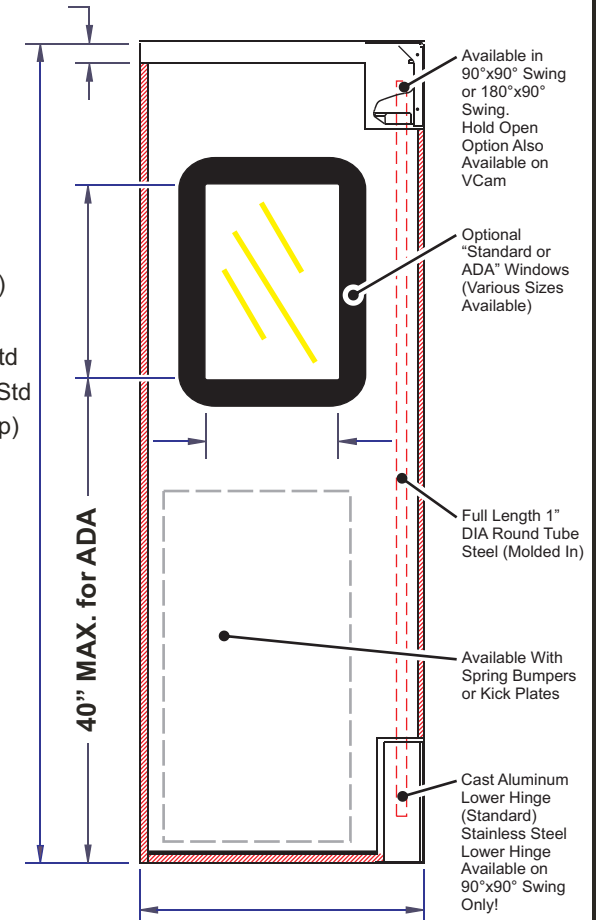
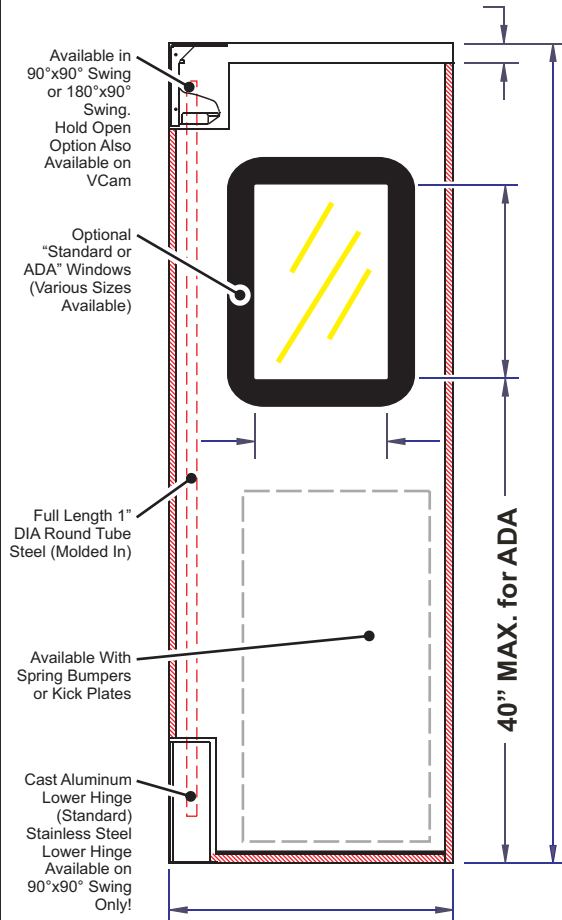
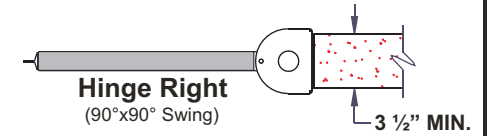
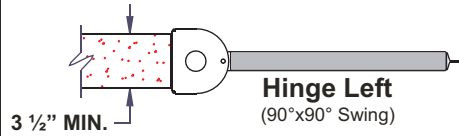
Order

SO #:

Quote

Quote #:

Hardware/Swing Options: 90° x 90° Hardware



Bumpers/Kick Plates

Teardrop Bumper

Height:

Color:

Slide Track Bumper

Height:

Color:

Kick Plate Height:

Stainless Steel

Polyethylene

Color:

Window Packages

Standard Windows

Single Pane Double Pane

ADA Approved Windows***

Single Pane Double Pane

* Panels 30" & smaller may NOT use windows larger than 12" x 18"

** 17" x 23" is NOT available on panels smaller than 34"

Hardware Options

Aluminum Lower Hinge Guard (STD - No Other Option for 180° x 90°)

Adjustable Aluminum Lower Hinge Guard (Bottom Cut 90° X 90° Swing Only)

Stainless Lower Hinge Guard (90° X 90° Swing Only)

Powder Coated Lower Hinge Guard

VCam w/ Hold Open

Stainless Steel Roller Bearing

Push Plate: ABS Stainless Steel

Size: 4" x 16" Other (Specify:)

Pull Handle (Stainless Steel)

Aluminum Cart Guard Location: 32" From F.F.L

Other (Specify:)

Fasteners

Steel Jamb

Wood Jamb (Not Available if Selecting 180° X 90° Hardware)

Gaskets

Full

Partial

Front

Back

Bottom

Seals

Top Seal

Standard (2" Gap)

Extended (Gap)

Upper Hinge Seal

90° x 90° Ext Std

180° x 90° Ext Std

Extended (Gap)

***ADA locations can vary from State to State. It is the responsibility of the Customer and/or General Contractor to verify the requirements for the area in which these doors are to be installed. Chase Doors locates ALL ADA windows at 40" From Finished Floor unless otherwise specified by the customer.

NOTES:

REV DATE: 08/14/2012

DATE



Chase Doors

World's Leading Manufacturer of Traffic Doors

Cincinnati Ohio, and Redmond Oregon • www.chasedoors.com

Phone Toll Free: 1-800-543-4455 • FAX: 1-800-978-6570

CUSTOMER:

JOB: