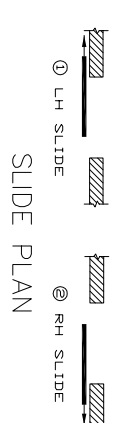
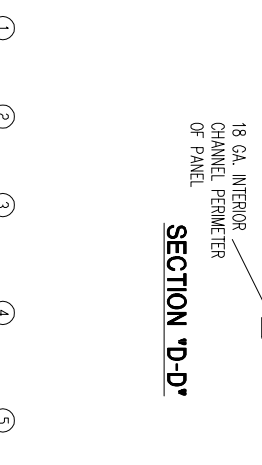
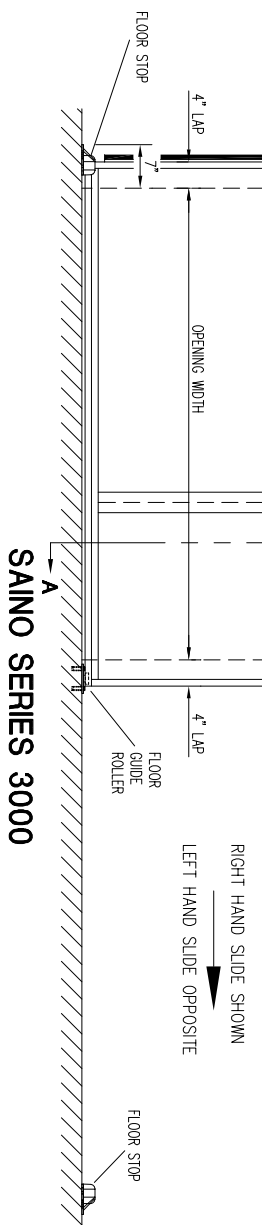
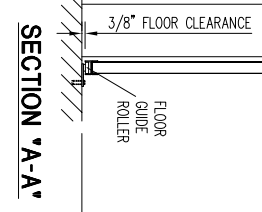


NOTES

- BINDERS ARE ATTACHED TO OPENING WITH 3/8" x 1" THREADCUTTING SCREWS FOR STEEL JAMBS OR 3/8" WEDGE ANCHORS FOR MASONRY JAMBS.
- CONTROL BOX MAY BE LOCATED AT EYE LEVEL FOR ACCESSIBILITY.

RIGHT HAND SLIDE SHOWN
 LEFT HAND SLIDE OPPOSITE



SAINO SERIES 3000
SAINO SERIES 4000, 250° F. TEMP. RISE
 AUTOMATIC DOOR WITH F1900 OPERATOR
 U.L. LABELED MODULAR DOORS

TAG MARK	DOOR TYPE	OPENING		SLIDE PLAN	FINISH DOOR		NO. OF PANELS	WALL THICKNESS	FRAME DETAIL	E	OPERATOR	NEMA	CLEARANCE REQ'D			U.L. LABEL	CRUSH PLATES	TRACK-HOOD	WEATHER-STRIPPING	LOCKING SYSTEM	REMARKS
		WIDTH	HEIGHT		WIDTH	HEIGHT							QLOS. SIDE	OPNG. SIDE	HEAD						

Tel: (800) 543-4455
 www.chasedoors.com
 FAX: (800) 978-6570

JOB

SOLD TO _____

CUSTOMER NO: _____

CHASE ORDER NO: _____

DRAWN BY: _____

SHEET _____ OF _____

NO. PRINTS _____ FOR _____ DATE _____ REVISED _____